



quadral®

quadral®

quadral®

SOUNDBOOK 2020 Spring
STEREO · SURROUND · WIRELESS

BIG MOMENTS BELONG TO MUSIC

WELCOME TO QUADRAL

We develop, design, and build loudspeakers. With passion.

What we do, is done skilfully – built upon decades of experience; mastering physical laws, patience, and the sophisticated sensitivity of evaluating what’s ‘good’, but then how we develop that in achieving ‘excellence’. Since the beginning, quadral has represented the pursuit of technical ingenuity – a result that you can most definitely hear and feel.

With the quadral design, our products adapt harmonically into every kind of living environment – one that you can easily see.

quadral loudspeakers deliver an honest, truthful experience of sound culture at the highest level. Have fun choosing and enjoying a genuine sound - close to ideal.

CONTENT

PLATINUM+	4
CHROMIUM STYLE	10
ARGENTUM	14
BREEZE - BLUETOOTH	18
PHASE, CASA - ON & IN WALL	20
PHASE, MAXI - ON WALL	24
CASA CINELINE	26
QUBE (SUBWOOFER)	28
SURROUND SETS	30
ACCESSORIES	31

PERFECTION UNFILTERED



High value RiCom+ tweeter
with complex wave guide.



Chrome terminal with tweeter
switch



For all PLATINUM+ floor standing
loudspeakers: **High quality spike bars**

MUSIC UNFILTERED

New PLATINUM+ series from quadral takes it with the very big players.

Equipped with the AURUM proven quadral ALTIMA® membrane and the pressure chamber reflex system in the bass, PLATINUM+ series has outstanding AURUM genes.

High wall thickness guarantees maximum impulse fidelity and lowest discoloration. And last but not least, the ring radiators with optimized waveguides provide a mature sound image.



white semi
gloss

black high
gloss finish

PLATINUM+

High dynamics, powerful bass

The D'Appolito arrangement in the midtones of the PLATINUM+ **seven** and PLATINUM+ **nine** ensure maximum dynamics and low cut-off frequencies with gentle filters for an optimized phase response. The 2x 210mm quadral ALTIMA® woofers of the PLATINUM+ **nine** also provide an abyss, powerful bass.

Optimized surround

The PLATINUM+ **one** is the compact center speaker of the PLATINUM+ series and perfectly complements the PLATINUM+ **two** and **five** in a home theatre operation. The new big brother PLATINUM+ **ten** is a real dynamic wonder and is the perfect partner for the two big tower speakers **nine** and **seven**.

Quality as Standard

As standard, all PLATINUM+ floor standing loudspeakers feature stable adjustable spike feet with removable silicone protection for scratch-resistant floors. The equipment also includes chrome-plated high-end terminals with high-quality screw terminals and switches for high-frequency adjustment.

RESOLUTION UNFILTERED

audiovision 10/19 (GER)
PLATINUM+ nine Set
av-rating: **VERY GOOD**
REFERENCE, HIGHLIGHT

STEREO 01/19 (GER)
PLATINUM+ nine
price/perform.: **VERY GOOD**

likehifi.de 09/18 (GER)
PLATINUM+ nine
rating: 92%
PREMIUM CLASS

AUDIO TEST 04/18 (GER)
PLATINUM+ nine
price/perform.: **VERY GOOD**
result: 4,3

lowbeats.com 01/18 (GER)
PLATINUM+ nine
price/perform.: **VERY GOOD**
result: 4,3

AUDIO 12/17 (GER)
PLATINUM+ nine
recommendation: bass quality
price/perform.: **VERY GOOD**
sound rating: 96 points

lite-magazin.de 09/19 (GER)
PLATINUM+ seven
TOP CLASS 95/95 points
price/perform.: **VERY GOOD**
together with PLATINUM+ two,
PLATINUM+ ten BASE, QUBE 12,
PHASE A15

ROAST AWARD 08/19 (GER)
(areadvd.de, av-magazin.de,
lite-magazin.de, modernhifi.de)
PLATINUM+ seven
PRODUCT OF THE YEAR
2019/2020
CATEGORY SPEAKERS

av-magazin.de 04/18 (GER)
PLATINUM+ seven
TOP CLASS
price/perform.: **VERY GOOD**

stereoplay 01/18 (GER)
PLATINUM+ seven
sound:
ABSOLUTE TOP CLASS
price/perform.: **VERY GOOD**
result: 82 points

stereoplay 04/19 (GER)
PLATINUM+ five
HIGHLIGHT

lite-magazin.de 10/18 (GER)
PLATINUM+ five
TOP CLASS 1,0
price/perform.: **VERY GOOD**
together with PLATINUM+ one,
QUBE 10, PHASE R6, PHASE 180

audiovision 03/19 (GER)
Readers' Choice 2018/2019
DEVICE OF THE YEAR
av rating: **VERY GOOD**
PLATINUM+ five
together with PLATINUM+ two,
PLATINUM+ one and QUBE 8

HEIMKINO 6/7,18 (GER)
PLATINUM+ five
HIGHLIGHT, TOP CLASS
test result: **OUTSTANDING**
together with PLATINUM+ one
PHASE A10 and QUBE 10

hifitest.de 06/18 (GER)
PLATINUM+ five
TOP CLASS ★★★★★
together with PLATINUM+ one,
PHASE 16, PHASE A10 and 2x
QUBE 10

fairaudio.de 06/18 (GER)
PLATINUM+ five
"pronounced all-rounder"

HiFi VISION Ausgabe 40/18 (GER)
PLATINUM+ five
TOP CLASS 1,0
price/perform.: **VERY GOOD**
together with PLATINUM+ one,
QUBE 10, PHASE 16, PHASE A10

av-magazin.de 06/18 (GER)
PLATINUM+ two
price/perform.: **VERY GOOD**
sound: **VERY GOOD**

SPECIFICATIONS

PLATINUM+

- Type:
- Principle:
- Nom./music power (W):
- Frequency response (Hz):
- Crossover frequency (Hz):
- Efficiency (dB/1W/1m):
- Nominal impedance (Ω):
- Speaker
- Tweeter:
- Midrange:
- Woofer:
- Dimensions (HxWxD) in cm:
- Weight (Kg):
- Finish:



SPECIFICATIONS

PLATINUM⁺

Type:
Principle:
Nom./music power (W):
Frequency response (Hz):
Crossover frequency (Hz):
Efficiency (dB/1W/1m):
Nominal impedance (Ω):
Speaker Tweeter:
Midrange:
Woofer:
Dimensions (HxWxD) in cm:
Weight (Kg):
Finish:



<p>3-way Pressure chamber reflex 200/300 23...48.000 280/2.700 89 4 RiCom⁺ 2x155mm quadral ALTIMA® 2x210mm quadral ALTIMA® 118** x 25 x 40,6 40,5 Black high gloss White semi gloss</p>	<p>3-way Pressure chamber reflex 160/240 27...48.000 200/2.600 88 4 RiCom⁺ 2x135mm quadral ALTIMA® 2x180mm quadral ALTIMA® 107** x 21 x 35 29,8 Black high gloss White semi gloss</p>	<p>3-way Bass reflex 140/200 31...48.000 180/3.000 87 4 RiCom⁺ 2x135mm quadral ALTIMA® 220mm quadral ALTIMA® 100 x 19 x 30 22,4 Black high gloss White semi gloss</p>	<p>2-way Bass reflex 60/90 35...48.000 2.900 85 4 RiCom⁺ - 155mm quadral ALTIMA® 35,1 x 20,5 x 27 8,3 Black high gloss White semi gloss</p>	<p>3-way Bass reflex 160/240 30...48.000 500/3.000 88 4 RiCom⁺ 135mm quadral ALTIMA® 2x180mm quadral ALTIMA® 24 x 62 x 35 17,8 Black high gloss White semi gloss</p>	<p>2-way Passive membrane 100/150 40...48.000 2.100 86 4 RiCom⁺ 135mm quadral ALTIMA® 135mm quadral ALTIMA® 17 x 48 x 25,5 8,5 Black high gloss White semi gloss</p>
<p>**with pedestal plate</p>	<p>**with pedestal plate</p>				

PLATINUM⁺ INSIDE



NOTHING IS FORGOTTEN

It doesn't get any better than trying out your new loudspeakers for the very first time, in that most sacred of places, the living room. So it is good to know that we have thought of absolutely everything.

Whether it's spike caps, treble adjustment or balanced transmission thanks to waveguides. With the new PLATINUM⁺ series, it's the sum of all parts that guarantees all-round perfect sound.



PLATINUM⁺ INSIDE

①

Mid & high frequency crossover

Foil capacitors and air coils are used to a large extent for crossovers, which stand out due to their low distortion and sound purity.

②

Two powerful low frequencies

The low frequencies, equipped with quadral ALTIMA® membranes, work against each other vertically in the pressure chamber.

③

Pressure chamber

For an extensive depth of sound, the 10 cm thick pressure chamber has a rich transmission radius of 270° due to its open construction.

④

Separate subwoofer switch

The separate arrangement of the crossovers means that the magnetic fields of the spools cannot affect each other adversely. This prevents signal "crosstalk".

⑤

Spike bars

Acoustically balanced setup for any ground conditions. The spike bars are equipped with removable rubber caps as standard for all upright loudspeakers.



Ribbon tweeter & titanium coated polypropylene diaphragms



Curved cabinet lines with a noble high gloss varnish



SOUND WITH STYLE

CHROMIUM STYLE unites form and function in to an incredibly convincing sound experience. The elegant cabinet fulfils highest design standards and their rounded sides reduce sound divergence through the sound conduction. Hand-polished high gloss varnishes complete the noble overall impression, turning a 'loudspeaker' into a premium ornament in your living room.

Technically the CHROMIUM STYLE is also convincing. The sophisticated ribbon tweeter stands out for crystal clear heights. Titanium coated polypropylene diaphragms provide the highest linearity and a high-fidelity sound.



CHROMIUM STYLE reproduces music and surround-sound with the most maximum of dynamics. Thanks to the bass reflex tubes with trumpet flanging, even deep movie grumble is displayed with ease. The outstandingly detailed manufacturing finds its finish in a diligent gold-plated connection terminal, so that high-end lovers will also have fun with this series.

white
high gloss

black
high gloss

CHROMIUM STYLE



Metal-Terminal with gold-plated connections



AUDIO TEST 01/19 (GER)
CHROMIUM STYLE 8
EXCELLENT 90%
likehifi.de




LITE-Magazin.de 09/15 (GER)
UPPER CLASS 1,0
CHROMIUM STYLE 6



LITE-Magazin.de 01/17 (GER)
TOP CLASS 1,0
7. 1 Surround-Set:
CHROMIUM STYLE 8,
STYLE 2, STYLE 1 BASE,
QUBE 10, PHASE R6



audiovision 11/15 (GER)
HIGHLIGHT
av-result: **VERY GOOD**
CHROMIUM STYLE 8, 2, 1 BASE
QUBE 12 aktiv



stereoplay 12/15 (GER)
TOP CLASS 76 points
price/performance: **VERY GOOD**
CHROMIUM STYLE 6



AUDIO 12/15 (GER)
price/performance: **OUTSTANDING**
sound result: 89 points
CHROMIUM STYLE 8



Hifi-Insights 04/18 (UK)
PLATINUM AWARD
CHROMIUM STYLE 6

EMOTIONS UNFILTERED

SPECIFICATIONS

RIBBON TWEETER

The new ribbon tweeter, which was explicitly developed for the CHROMIUM STYLE, stands out for its lowest distortion and a fascinating fine resolution. This is the result of intensive development work. quadral engineers combined a sophisticated 'folding' design in the diaphragm with an extremely strong neodymium magnet and an exchanger with a high-current sintered ferrite core. The result leaves no questions unanswered and the CHROMIUM STYLE becomes a true highlight.



CHROMIUM STYLE

Type:

Principle:

Nom./music power (W):

Frequency response (Hz):

Crossover frequency (Hz):

Efficiency (dB/1W/1m):

Nominal impedanz (Ω):

Speaker

Tweeter:

Midrange:

Woofers:

Dimensions (HxWxD) in cm:

Weight (kg):

Finish:

STYLE 8

3-way
bass reflex
140/200

32...55.000

340/3.400

89

4

aluminium ribbon

155 mm Ø titanium-PP

2 x 180 mm Ø titanium-PP

100,6** x 20,85** x 34,35

22,1

black high gloss

white high gloss

STYLE 6

2-way
bass reflex
110/170

35...55.000

3.400

88

8

aluminium ribbon

2 x 155 mm Ø titanium-PP

(midrange-/woofer)

92,3** x 19,85** x 28,35

13,2

black high gloss

white high gloss

STYLE 2

2-way
bass reflex
60/90

48...55.000

3.400

86

4

aluminium ribbon

155 mm Ø titanium-PP

(midrange-/woofer)

30,9 x 17,65 x 26,85

5,7

black high gloss

white high gloss

DESIGN STATIV G optional

STYLE 1 BASE

3-way
closed
100/150

55...55.000

300/3.400

86

8

aluminium ribbon

155 mm Ø titanium-PP

155 mm Ø titanium-PP

15,63 x 48 x 26,85

7,6

black high gloss

white high gloss

PHASE R6***

2-way
closed
110/150

48...55.000

3.200

88

8

aluminium ribbon

-

2x155 mm Ø titanium-PP

44,4 x 18,5 x 12,0

5,5

black high gloss

white high gloss

Mount OW 180 optional

PHASE C6 BASE***

2-way
closed
110/150

48...55.000

3.200

88

8

aluminium ribbon

-

2x155 mm Ø titanium-PP

18,5 x 44,4 x 12,0

5,5

black high gloss

white high gloss

Mount OW 180 optional



ARGENTUM



Super Audio Tweeter
protected by a solid bracket



Gold - plated connections
on all ARGENTUM loudspeakers

NEXT GENERATION

The innovative connection of breathtaking sound and finest hifi design is the priority of the ARGENTUM series. Like this, it continues the tradition of its predecessor series. ARGENTUM stands for an extraordinary sound experience with a first class price/performance ratio. The tweeter flange with clearly improved radiation characteristics a new refines the sound pattern considerably. Also the titan metallized membranes, that provide an especially detailed and dynamic rendering in the low- and middle ton areas.



The ARGENTUM series finds its technical completion in the improved magnetic field geometry for lower distortions. With its two floorstanders, one compact speaker and one center ARGENTUM can be arranged as the perfect home cinema solution. Also in stereo the shapely sound transducers know how to convince with a perfect mix of power and fine dynamics.

white
high gloss/décor

black
high gloss/décor



MIDDLE CLASS 1+
ARGENTUM 5.2-Set:
ARGENTUM 590, 520,
BASE 510 und 2x QUBE 7
lite-magazin.de 01/16 (GER)



MIDDLE CLASS 1,0
ARGENTUM 570
lite-magazin.de 03/16 (GER)



PRICE CATEGORY REFERENCE
ARGENTUM 590
Floorstanding loudspeaker up to
1,000 euros/pair
AREA DVD 01/16 (GER)



BEST BUY
test result: **GOOD** (74%)
price/perform.: **VERY GOOD**
ARGENTUM 5.1 Set:
4x ARGENTUM 590, 510 BASE,
QUBE 12
Video 03/16 (GER)



SILVER CLASS
Price / perform.: **OUTSTANDING**
ARGENTUM 570 Set: 510 BASE,
PHASE 180, 2x QUBE 7
HIFI VISION 02/17



TOP CLASS 1,1
test result: **OUTSTANDING, BEST BUY**
ARGENTUM 570, 510 BASE,
PHASE 180, 2x QUBE 7
HEIMKINO 11/12-2016

DYNAMIC UNFILTERED



SPECIFICATIONS

35.000 HZ SUPER AUDIO TWEETER

quadrals super-audio-tweeter delivers finely detailed highlights at high frequencies. The sound-absorbing material behind the fabric dome prevents the reflections from influencing the membrane from the rear. The true feature is the extremely small diaphragm mass which enables a break frequency of 35.000 Hz. The resulting fine resolution works with the requirements of the contemporary SACD and audio-DVD.



ARGENTUM

Type:
Principle:
Nom./music power (W):
Frequency response (Hz):
Crossover frequency (Hz):
Efficiency (dB/1W/1m):
Nominal impedance(Ω):
Speaker **Tweeter:**
 Midrange:
 Woofer:
Dimensions (HxWxD) in cm:
Weight (kg):
Finish:



590

3-way
bass reflex
140/200
28...35.000
240/3.000
90
4
25 mm Ø silk dome
135 mm Ø titanium-PP
2 x 180 mm Ø titanium-PP
106,0** x 18,5 x 34,5
19,7
black
white

570

3-way
bass reflex
110/170
30...35.000
500/2.600
89
4
25 mm Ø silk dome
180 mm Ø titanium-PP
180 mm Ø titanium-PP
96,0 x 18,5 x 29,0
15,5
black
white

520

2-way
bass reflex
60/90
45...35.000
3.000
87
4
25 mm Ø silk dome
-
155 mm Ø titanium-PP
31,0 x 16,5 x 25,0
5,1
black
white

510 BASE

3-way
closed
110/160
50...35.000
500/1.800
87
8
25 mm Ø silk dome
155 mm Ø titanium-PP
155 mm Ø titanium-PP
16,8 x 55,0 x 21,5
7,6
black
white

** base plate
(H x W x D) in cm: 1,6 x 23,5 x 33



MAKE MUSIC HAPPEN !



Traditional hand-crafting meets modernity in design and the latest technology: breeze redefines portable, mobile sound.

quadral **breeze one and two** are, thanks to a Bluetooth® interface and a powerful battery, the perfect sound source for an open air party at the lake, a picnic or a comfortable evening on the terrace.

breeze

quadral **breeze blue L and breeze blue XL** are two compact Bluetooth loudspeakers that still meet the highest demands. The Bluetooth interface let you access your music virtually anywhere and let you enjoy it in the quadral quality you expect.

quadral **breeze Q** is a compact Bluetooth loudspeaker with a wireless connection to Bluetooth devices such as smartphones, tablets and computers.

Your options are unlimited – whilst operation is a breeze!



App remote and operating elements of metal



Spotify
Bluetooth®



Bluetooth®



Bluetooth®



Bluetooth®



PRICE CATEGORY REFERENCE
bluetooth loudspeaker
to 500 €
areadvd.de 06.08.2018 (GER)



UPPER CLASS 1,1
price/perform.: VERY GOOD
lite-magazin.de 10/2018 (GER)



price/perform.: VERY GOOD
sound: VERY GOOD
av-magazin.de 10/2019 (GER)

one

Type:
Principle:
Music Power Rating (W):
Frequency response (Hz)
Speaker Tweeter
Woofer
Battery runtime
Dimensions (HxWxD) in cm:
Weight (kg)
Finish:

2-way active loudspeaker
bass reflex
25
60...25.000
19 mm Ø
115 mm Ø
<20 h ¹
22 x 15,5 x 12 ²
2,4
black semi gloss
white semi gloss



price/performance: VERY GOOD
note: VERY GOOD, UPPER CLASS
av-magazin.de 04/2017 (GER)

¹ at half the rated power
² plus foldable handle

two

2-way active loudspeaker
bass reflex
2 x 25
50...25.000
2x 19 mm Ø
2x 115 mm Ø
<20 h ¹
15,5 x 44 x 17 ²
4,9
black semi gloss
white semi gloss



TOP CLASS
price/performance: OUTSTANDING
note: 1,0
HiFiTest 05/2017 (GER)

blue XL

2-way active loudspeaker
bass reflex
2 x 45
60...20.000
25 mm Ø
110 mm Ø

21 x 14 x 19
(set) 6,1
high glossy black, white,
red and grey metallic
Including remote control



av-result: VERY GOOD
audiovision 01/2019 (GER)

blue L

2-way active loudspeaker
bass reflex
2 x 35
100...20.000
25 mm Ø
80 mm Ø

15,5 x 10,5 x 13,5
(set) 3,5
high glossy black, white,
red and grey metallic



EXCELLENT
bluetooth speaker
to 300 €
areadvd.de 03.08.2018 (GER)

Q

active loudspeaker
closed
2x12
65...20.000

< 8h ¹
20,5 x 7,8 x 7,8
0,6
black
white/grey



OUTSTANDING
bluetooth speaker
to 500 €
areadvd.de 03.08.2019 (GER)

PHASE & CASA



Add-on speaker PHASE A15
for a three dimensional sound experience



Almost invisible
Discreet surround solution with CASA
& QUBE



High-quality membrane
For exceptional sound

SOUNDING WALLS

Excellent quadral sound, discreetly packed up as wall mount or ceiling mount loudspeakers: the series CASA and PHASE merges seamlessly with your living room. Unobtrusive sound transducers perfectly suited for musical backdrop or as effect loudspeakers in surround use.

CASA is available as a round ceiling mount loudspeaker (in-ceiling) or as a rectangular wall mount loudspeaker (in-wall). According to the subsurface different types of installations kits can be provided.



PHASE consists of three wall / ceiling loudspeakers (on-wall), an add-on speaker for a three dimensional sound experience and a dipol/bipol loudspeaker. On demand, models 150, 180, and 190 can be integrated completely with the fitting of optional accessories.

CASA and PHASE offer fascinating opportunities for living space sound design. In combination with floor standing loudspeakers and subwoofers you will make your living room a thrilling home cinema or concert hall - in an instant.

2-WAY CONSTRUCTION FOR A PERFECT SOUND

All PHASE and CASA Series speakers are 2-way designs (except A15). This results in a very differentiated sound image with clear trebles and - for this size - a very voluminous foundation. The CASA built-in loudspeakers are equipped with an adjustable tweeter (+/- 2 dB) for individual adaptation to the room.



2-way coax arrangement
CASA C8



Classic 2-way arrangement
CASA W60B

SPECIFICATIONS

Different accessory items are deliverable for loudspeakers of CASA series, including special installation frames for sheetrock and stone-walls, square enclosure (C6 & C8) etc.



CASA CC60s BASE also with frame

	CASA C6	CASA C8	CASA W60B	CASA W80B	CASA CC60s BASE
Type:	2-way open	2-way open	2-way open	2-way closed	2-way open
Principle:					
Nom./music power (W):	50/80	90/130	50/80	90/130	100/160
Frequency response (Hz):	50...30.000	40...30.000	50...30.000	40...30.000	40...30.000
Crossover frequency (Hz):					
Efficiency (dB/1W/1m):	87	89	87	89	88
Nominal impedance (Ω):	8	8	8	8	8
Speaker Tweeter:	25 mm Ø aluminium dome	25 mm Ø aluminium dome	25 mm Ø aluminium dome	25 mm Ø aluminium dome	25 mm Ø aluminium dome
Midrange/Woofer:	180 mm Ø Titanium-PP	210 mm Ø Titanium-PP	180 mm Ø Titanium-PP	210 mm Ø Titanium-PP	2 x 180 mm Titanium-PP
Dimensions (HxWxD) in cm:	Ø 24,6 x 10,1	Ø 29 x 12,3	23,6 x 32,2 x 10,5	27 x 37,1 x 10,7	23,4 x 40,8 x 8,8
Installation dimensions:	Ø 20,0	Ø 24,2	27,7 x 19,0	32,8 x 22,5	37 x 19,6
Weight (kg):	1,5	2,4	2,1	2,9	2,5
Finish:	white	white	white	white	white



MIDDLE CLASS 1,0
price/performance: **VERY GOOD**
lite-magazin.de 06/2017 (GER)




TOP CLASS 1,0
price/performance: **VERY GOOD**
together with PLATINUM+ five,
PLATINUM+ one, QUBE 10,
PHASE R6
lite-magazin.de 10/2018 (GER)



UPPER CLASS 1,0
price/performance: **VERY GOOD**
together with Phase 16, Qube 7
lite-magazin.de 10/2017 (GER)



TOP CLASS 1,0
price/performance: **VERY GOOD**
together with PLATINUM+ five,
PLATINUM+ one, QUBE 10,
PHASE 180
lite-magazin.de 10/2018 (GER)



as center



PHASE 150

2-way closed
60/90
55...38.000
2.500
85
4
25 mm Ø aluminium dome
155 mm Ø Titanium-PP
30 x 18,5 x 10,3
-
3,5
black semi gloss
white semi gloss

MOUNT OW **150** optional

PHASE 180

2-way closed
90/130
40...38.000
3.000
87
4
25 mm Ø aluminium dome
180 mm Ø Titanium-PP
40,9 x 22,5 x 12,2
-
5,4
black semi gloss

MOUNT OW **180** optional

PHASE 190

2-way closed
110/150
48...38.000
3.200
88
8
25 mm Ø aluminium dome
2x 155 mm Ø Titanium-PP
44,4 x 18,5 x 12
-
5,8
black semi gloss
white semi gloss

MOUNT OW **180** optional

PHASE R6/C6 BASE

2-way closed
110/150
48...55.000
3.200
88
8
aluminium ribbon
2x155 mm Ø Titanium-PP
44,4 x 18,5 x 12,0
-
5,5
black high gloss
white high gloss

MOUNT OW **180** optional

MOUNT OW 180/ 150



MOUNT OW 180 is exactly adjusted to the mounting holes for an optimal alignment of wall and ceiling loudspeakers PHASE R6, PHASE 190 and PHASE 180.

MOUNT OW 150 is adjusted to PHASE 150. The wall mounts, that can be locked stable via hexagonal bolts, have an angle adjustment of at least 90°.

MOUNT OW 180 and MOUNT OW 150 are available in black and white.

COMPACT LOUDSPEAKERS



UPPER CLASS 1,0
price/performance: **VERY GOOD**
together ewith Phase 16, Qube 7
lite-magazin.de 10/2017 (GER)



PHASE 16



Terminal-port of PHASE 16
with an operating flip switch



Optionally and inclusive
a wall mount
of MAXI 330W



PHASE A15 on top of
a tower speaker

Often, a 5.1 set-up cannot be placed ideally into many living rooms or even home-cinemas due to availability of space. So to improve the feeling of the available space, you ideally work with a diffused sound field, like the quadral PHASE 16. Through a flip switch on the rear you can use the loudspeakers as dipole, as bipole, or just as standard speakers.

Type:	3-way
Principle:	closed
Nom./music power (W):	60/90
Frequency response (Hz):	47...22.000
Crossover frequencies (Hz):	2.700
Efficiency (dB/1W/1m):	86
Nominal impedance (Ω):	4
Speaker Tweeter:	2 x 25 mm Ø dome
Midrange/Woofer:	135 mm Ø
Dimensions (H x W x D) in cm:	19,9 x 32,4 x 15,2
Weight (kg):	4,1
Finish Cabinet:	MDF
Covering:	Metall grill, textile covered
Finish:	black high & semi gloss white high & semi gloss

PHASE A15

PHASE A15 is an add-on speaker with a powerful broadband-chassis. The delivered sound waves are reflected by the ceiling, hence a fascinating three dimensional sound pictures arises.

1-way closed 50/80 70...20.000
84 8 - 155 mm Ø fullrange 17 x 16 x 23 2,9 wooden texile covered black high & semi gloss white high & semi gloss

PHASE A5

The PHASE A5 is designed as a wall-mounted and surface-mounted loudspeaker. Similar to the PHASE A15, it is equipped with a powerful full-range chassis. In its fascinating three-dimensional sound it is acoustically very close to the A15.

1-way closed 40/70 80...20.000
85 8 - 155 mm Ø fullrange 15,7 x 17,8 x 26,0 2,4 wooden textile covered black & white

MAXI

She has got it all! The possibilities of her diversity are astonishing: In a double-pack as hi-fi loudspeakers for a stereo-system; or, in a five-pack as a centre, fronts and a rear satellites for surround-sound use. MAXI also loves the interaction with the active or passive subwoofer. On balance, a 'big small one' – and also in the pricing. MAXI is available in two sizes: as MAXI 440 and MAXI 330 W. The MAXI 330 W is delivered including a rigid wall. MOUNT 180 for MAXI 330 W and MOUNT 400 for MAXI 440 are optionally available.

MAXI 440 2-way bass reflex 100/150 47...24.000 2.800 87 4 13 mm Ø dome 135 mm Ø 24,5 x 15,5 x 17,2 3,64 aluminium-die-cast metal grill silver, white stain resistant	MAXI 330 W 2-way closed 100/150 50...24.000 3.000 87 4 13 mm Ø dome 120 mm Ø 20,0 x 13,2 x 13,2 2,27 aluminium-die-cast metal grill silver, black stain resistant incl. separate wall mount
--	--

CUSTOM INSTALLATIONS

SPECIFICATIONS



Uncompromising surround sound for demanding home cinema enthusiasts - discreetly packaged and perfectly integrated into your own living space: the new CASA CINELINE combines an immersive sound experience and high flexibility with modern living space design.

With a total of nine components, there are almost no limits to the possibilities for installation and individual wishes regarding the loudspeaker configuration.

From the more compact round and rectangular transducers of the current CASA Series (see pages 21-22) with open construction, which are particularly suitable as effect loudspeakers and for ceiling integration, to stately 3-way constructions with two woofers, to the flexible dipole for maximum spaciousness, the CASA CINELINE speaker series has the right transducer for every requirement profile. Without additional components, your living room can be transformed into a rousing home cinema or concert hall in no time at all. With innovative technologies developed in Germany, exclusive, high-quality components and proven quadral acoustics, the CINELINE series stands for uncompromising home cinema sound with perfect integration into the living room.



CASA CINELINE

quadral IWS 841

quadral IWS 641

quadral IW 621

quadral IW 611

Type:	3-way	3-way	2-way	2-Wege
Nom./music power (W):	220/450	150/300	120/240	60/120
Frequency response (Hz):	55...30.000	65...30.000	65...30.000	65...30.000
Crossover frequency (Hz):	450/2.800	600/2.100	2.300	2.300
Efficiency (dB/1W/1m):	116	112	110	105
Nominal impedance (Ω):	4	4	4	4
Speaker	30 mm Ø silk dome	30 mm Ø silk dome	30 mm Ø silk dome	2x 22 mm Ø silk dome
Tweeter:	2x 125 mm Ø	125 mm Ø	-	-
Midrange:	2 x 230 mm Ø	2 x 165 mm Ø	2 x 165 mm Ø	165 mm Ø
Woofer:	1.000,4 x 328,5 x 117	678,5 x 328,5 x 107	519 x 289 x 104	519 x 289 x 104
Dimensions (HxWxD) in mm:	110	100	98	98
Installation depth in mm:	972 x 296	646 x 296	486 x 255	486 x 255
Mounting cut-out in mm:	22,5	13,6	5,2	4,7
Weight (kg):	black	black	black	black
Finish:	white, paintable	white, paintable	white, paintable	white, paintable
Cover:				



SPECIFICATIONS

BASS THUNDERSTORM

Sound perfection. The low sound of a contrabass, the dark resonating beats of a kettle drum, the dull rumble of the storm, and often a resultant thunderous shake – it is often the subwoofer, which brings the experience to life. To render the low frequencies powerfully, membranes, cabinet, and electronics and their interplay were developed specifically for the job. A quadral subwoofer relieves the other speakers in the array, allowing them to then concentrate completely on the mid and high frequencies while the subwoofer drives that low end - with detailed precision, speed and depth.



Woofer QUBE 12



Rear QUBE 8

SUBWOOFER

- Type:
- Principle:
- Nom./music power (W):
- Frequency response (Hz):
- Crossover frequencies (Hz):
- Input senitivity (mV):
- Stand-by-control:
- Phase:
- Speaker woofer:
- Dimensions (H x W x D) in cm:
- Supply voltage (V):
- Weight (kg):
- Finish:



Chassis QUBE 12 with enormous magnet



TOP CLASS 1+
test result: **OUTSTANDING SOUND TIPP**
together with CHROMIUM STYLE 8, STYLE 2, STYLE 1 BASE and PHASE A10
HEIMKINO 1/2.2017 (GER)



TOP CLASS ★★★★★
together with CHROMIUM STYLE 8, STYLE 2, STYLE 1 BASE and PHASE A10
hifitest.de 05/2017 (GER)



HIGHLIGHT, TOP CLASS 1,0
test result: **OUTSTANDING**
together with PLATINUM* five, PLATINUM* one, PHASE 16 and PHASE A10
HEIMKINO 6/7.2018 (GER)



TEST WINNER
HIGHLIGHT
price/performance: **OUTSTANDING**
stereoplay 12/2017 (GER)



QUBE 12

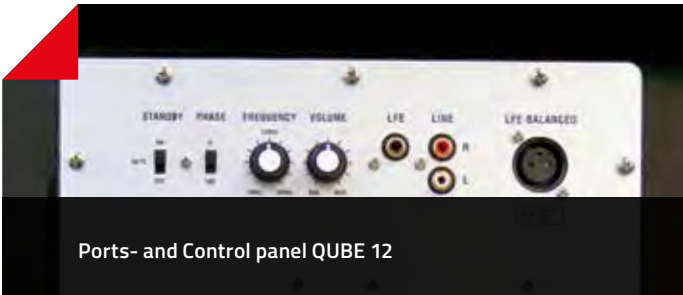
Active subwoofer
bass reflex, downfire
500/600
20...200
50...200 variable
250
<0,5 W
0/180°
320 mm Ø
50 x 40,4 x 49,3
115/230 ~ switchable
27,54
black high gloss
white high gloss

QUBE 10

Active subwoofer
bass reflex, downfire
200/280
22...200
50...200 variable
250
<0,5 W
0/180°
260 mm Ø
42 x 32 x 39
115/230 ~ switchable
16,5
black semi gloss
black high gloss
white semi gloss
white high gloss

QUBE 8

Active subwoofer
bass reflex, downfire
100/130
30...200
50...200 variable
300
<0,5 W
0/180°
220 mm Ø
37,5 x 29 x 35
115/230 ~
11
black high gloss
white high gloss



Ports- and Control panel QUBE 12



more test results at: www.quadral.com

or on the catalog pages of:
PLATINUM⁺, CHROMIUM STYLE,
& ARGENTUM

SURROUND SETS

Thrilling, fascinating, overwhelming – only the right sound transforms a movie into an exciting, true to life experience. You can arrange your individual surround-set from every quadral series. Furthermore, we offer illustrated package solutions with perfectly compatible components to assist you.

(Front/Rear/Center) **Satellite:**

Type:

Principle:

Nom./music power (W):

Frequency response (Hz):

Crossover frequencies (Hz):

Efficiency (dB/1W/1m):

Nominal impedance (Ω):

Speaker

Tweeter:

Midrange:

Woofers:

Dimensions (H x W x D) in cm:

Weight:

Finish:

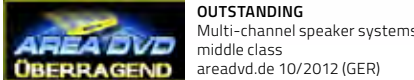


CHROMIUM SURROUND 2008

The elegant high-gloss lacquered housing, in black or white, with sophisticated technology combine modern styling with timeless solidity and excellent sound. The cornerstones of the CHROMIUM SURROUND 2008 set are four STYLE 20s. The QUBE 8 provides the deepest bass and the optimized STYLE 5 BASE center speaker provides outstanding speech intelligibility.

Available without subwoofer as CHROMIUM STYLE 5.0.

Front/Rear	Center	Subwoofer QUBE 8
2-way	3-way	active subwoofer,
closed	closed	Bass reflex, downfire
60/90	100/150	100/130
51...46.000	51...46.000	50...200, variable
3.400	500/3.200	
85	87	further data page 29
4	4	
19 mm Ø alu dome	19 mm Ø alu dome	-
-	115 mm titanium-PP	-
115 mm titanium-PP	115 mm titanium-PP	220 mm Ø
20 x 13,3 x 17	13,3 x 34 x 17	37,5 x 29 x 35
2,4	4,1	11
black high gloss	black high gloss	black high gloss
white high gloss	white high gloss	white high gloss



OUTSTANDING
Multi-channel speaker systems
middle class
areadvd.de 10/2012 (GER)



The components of the QUINTAS 6500 II series are available individually as:
606 II (speaker stand)
602 (shelf speaker)
601 BASE (center speaker)

QUINTAS 6500 II

The combination of dynamic and fresh sound, a solid quality of manufacturing, and a simple but very elegant appearance offers a price-performance ratio well above average. Even without an additional subwoofer, the two woofers provide a powerful and voluminous sound because we integrated the two woofers inside the column loudspeakers. With a silk-dome tweeter, the QUINTAS 6500 system realizes an impressive frequency range up to 30.000 Hz.

606 II (Front)	602 (Rear)	601 BASE II (Center)
3-way	2-way	2-way
bass reflex	bass reflex	closed
140/280	60/120	90/160
26...30.000	50...30.000	50...30.000
700/3.000	2.000	2.000
90	85	85
4	4	4
25 mm Ø dome	25 mm Ø dome	25 mm Ø dome
150 mm Ø	-	-
2x 175 mm Ø	150 mm Ø	2x 115 mm Ø
90 x 21 x 26,1	26 x 17,8 x 21,5	14,5 x 40 x 18,5
15	3	4,8
black	black	black

ACCESSORIES



DESIGN STATIV G

Loudspeaker stand
HxWxD: 59,0 x 27,5 x 37,0
6,7 kg
black
white
Glass, Metal

for PLATINUM⁺ two,
CHROMIUM STYLE 2



MOUNT 180

Wall mount
HxW: 8,0 x 7,0
152 g
Silver grey

With universal joint
for MAXI 330 W



MOUNT OW 150 & 180

Wall mount
OW 150
HxWxD: 28,4 x 4,0 x 2,5
für PHASE 150

OW 180
HxWxD: 39,2 x 4,0 x 2,5
for PHASE 180, 190, PHASE R6
and C6 BASE



MOUNT 400

Wall mount
HxW: 10,4 x 5,9
240 g
Silver grey

With universal joint
for MAXI 440, 330 W,
STYLE 20, STYLE 5 BASE,
SURROUND 2008

MORE HI-FI UND HIGH-END

quadral 
AURUM

www.quadral.com

www.titanstory.com

www.r9volution.com

WE ARE MEMBER OF THE:

 HIGH END SOCIETY

quadral 

quadral GmbH & Co. KG
Am Herrenhäuser Bahnhof 26
D-30419 Hannover
GERMANY

phone: +49 (0) 511-79 04 - 0

fax: +49 (0) 511-79 04 - 444

e-Mail: info@quadral.com

List of local distributors at www.quadral.com